



# KD 135 P Series

## CUTTING EDGE TECHNOLOGY

As a pioneer with over 35 years in the solar energy industry, Kyocera demonstrates leadership in the development of solar energy products. Kyocera's *Kaizen* Philosophy, commitment to continuous improvement, is shown by repeatedly achieving world record cell efficiencies.

## QUALITY BUILT IN


- UV stabilized, aesthetically pleasing black anodized frame
- Supported by major mounting structure manufacturers
- Easily accessible grounding points on all four corners for fast installation
- Proven junction box technology with 12 AWG PV wire to work with transformerless inverters
- Quality locking MC4 plug-in connectors to provide safe and quick connections

## RELIABLE

- Proven superior field performance
- Tight power tolerance
- Only module manufacturer to pass rigorous long-term testing performed by TÜV Rheinland

## WARRANTY

- Kyocera standard 20 year power output warranty and 5 year workmanship warranty applies in USA
- Extended warranties available per project requirements
- Kyocera standard 20 year power output warranty and 2 year workmanship warranty applies outside of USA
- Refer to Kyocera warranty policy for details



## QUALIFICATIONS AND CERTIFICATIONS

UL Listing  
QIGU.E173074



Registered to ISO9001-2000

NEC 2008 Compliant, UL 1703, ISO 9001, and ISO 14001  
UL1703 Certified and Registered, UL Fire Safety Class C, CEC, FSEC  
Certified IEC61215 Ed 2 IEC61730 by JET



**QUALIFIED FOR "BUY AMERICAN"**  
Manufactured in San Diego, California

- Available Upon Request •

## ELECTRICAL SPECIFICATIONS

Standard Test Conditions (STC)  
 STC = 1000 W/M<sup>2</sup> irradiance, 25°C module temperature, AM 1.5 spectrum\*

KD135GX-LPU		
P <sub>mp</sub>	135	W
V <sub>mp</sub>	17.7	V
I <sub>mp</sub>	7.63	A
V <sub>oc</sub>	22.1	V
I <sub>sc</sub>	8.37	A
P <sub>tolerance</sub>	+5/-5	%

Nominal Operating Cell Temperature Conditions (NOCT)  
 NOCT = 800 W/M<sup>2</sup> irradiance, 20°C ambient temperature, AM 1.5 spectrum\*

T <sub>NOCT</sub>	45	°C
P <sub>max</sub>	97	W
V <sub>mp</sub>	16	V
I <sub>mp</sub>	6.1	A
V <sub>oc</sub>	20.2	V
I <sub>sc</sub>	6.78	A
PTC	122.2	W

### Temperature Coefficients

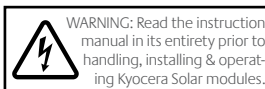
P <sub>max</sub>	-0.45	%/°C
V <sub>mp</sub>	-0.52	%/°C
I <sub>mp</sub>	0.0066	%/°C
V <sub>oc</sub>	-0.36	%/°C
I <sub>sc</sub>	0.060	%/°C
Operating Temp	-40 to +90	°C

### System Design

Series Fuse Rating	15 A
Maximum DC System Voltage (UL)	600 V
Hailstone Impact	1in (25mm) @ 51mph (23m/s)

\* Subject to simulator measurement uncertainty of +/- 3%.  
 KYOCERA reserves the right to modify these specifications without notice.

NEC 2008 COMPLIANT  
 UL 1703 LISTED  
 CERTIFIED IEC61215 ED2 IEC61730 BY JET

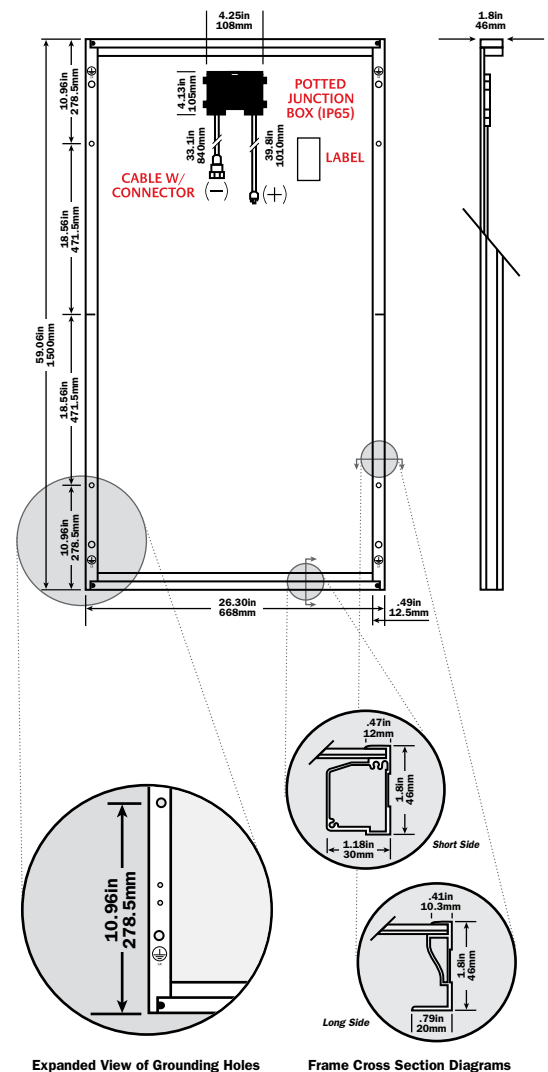


## MODULE CHARACTERISTICS

Dimensions: length/width/height	59.06in/26.30in/1.8in (1500mm/668mm/46mm)
Weight:	27.6lbs (12.5kg)

## PACKAGING SPECIFICATIONS

Modules per pallet:	20
Pallets per 53' container:	36
Pallet box dimensions: length/width/height	63.19in/27.56in/49.02in (1605mm/700mm/1245mm)
Pallet box weight:	632.8lbs (287kg)



### Legend

- MOUNTING HOLES .35in (9mm)
- DRAINAGE HOLES
- ⊕ GROUND SYMBOL .35in (9mm)